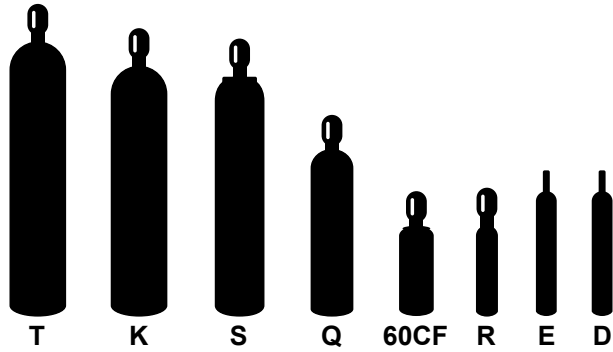
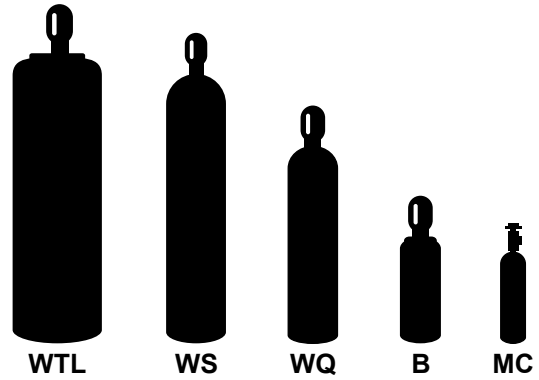


# CYLINDER SIZE CHART

## HIGH PRESSURE



## ACETYLENE C<sub>2</sub>H<sub>2</sub>




### HIGH PRESSURE

CYLINDER SIZE	PRESSURE (PSIG)	CU FEET	NOM. OD (IN.)	NOM. LGTH. (IN.)	NOM. WT. EMPTY (LBS)
T	2015	307	9.27	55.5	168
K	2015	251	9.04	51	130
S	2015	150	7	43	75
Q	2015	92	7	32.38	61
60CF	2015	60	7	18	30
R	2015	20	5.27	14	18
E	2015	20	4.14	25.75	16
D	2015	10	4.14	16.75	10


### ACETYLENE C<sub>2</sub>H<sub>2</sub>

WTL	635	420	12	45.5	225
WS	635	145	8	39.5	92
WQ	275	75	7	30.75	62
B	225	40	6	23.2	32
MC	225	10	3.83	15.4	10

## PROPANE



## PROPYLENE



*Pressure & cubic foot varies with gas type*